

CORONA MC 118

MULTI-JET METER | DRY RUNNER

DIEHL
Metering



APPLICATION

Domestic water meter with measuring capsule

FEATURES

- ▶ Only the complete measuring capsule needs to be replaced regularly at the end of the calibration period - the meter housing remains fitted in the pipeline
- ▶ Only the impeller operates in the wet chamber to prevent faults due to sediment
- ▶ A DIN DVGW-approved non-return valve can be installed in the meter housing as option
- ▶ Encapsulated counter can be rotated to any position for easy reading
- ▶ Integrated measurement outputs as standard
- ▶ Sensors for remote reading (digital) and flow rate measurement (analogue) can be retrofitted on site
- ▶ Multi-jet impeller meter in completely dry-running design with magnetic coupling
- ▶ For horizontal installation

CORONA MC 118

MULTI-JET METER | DRY RUNNER

GENERAL

CORONA MC 118		
Medium temperature range	°C	0 ... 30
Temperature safety	°C	0 ... 50
Ambient operating temperature	°C	0 ... 55
Ambient storage temperature	°C	0 ... 55
Nominal pressure	PN bar	16
Display range		0.05 l ... 99,999 m ³
Pulse value - reed switch 570*	m ³	0.1 / 1
Pulse value - pulse transmitter 571 / 572*	l	0.1
Approval		EC D 06 / 6.131.38
Metrological class		B•H
Protection class		IP 65

* For more information about reed switch 570 and pulse transmitter 571 / 572 please have a look at the specific datasheet.

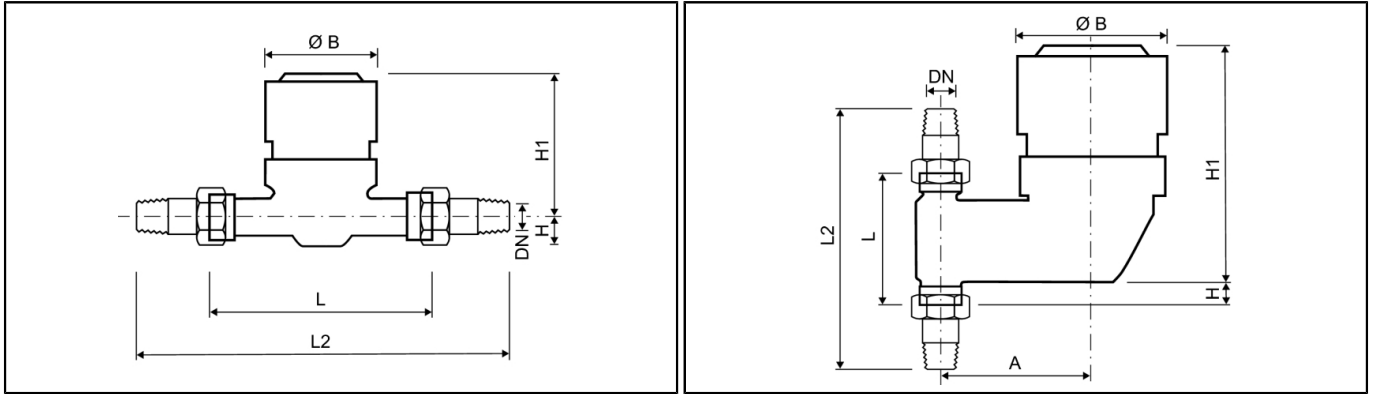
TECHNICAL DATA

Housing			Horizontal	Rising pipe
Nominal diameter	DN	mm	20	20
Nominal flow rate	Q _n	m ³ /h	2.5	2.5
Maximum flow rate (short-term)	Q _{max}	m ³ /h	5	5
Transition flow rate	Q _t	l/h	90	90
Minimum flow rate	Q _{min}	l/h	40	40
Starting flow rate		l/h	16	16
Pressure loss at Q _{max}		bar	0.84	0.84
Flow rate at 1 bar pressure loss		m ³ /h	5.5	5.5

CORONA MC 118

MULTI-JET METER | DRY RUNNER

DIMENSIONS

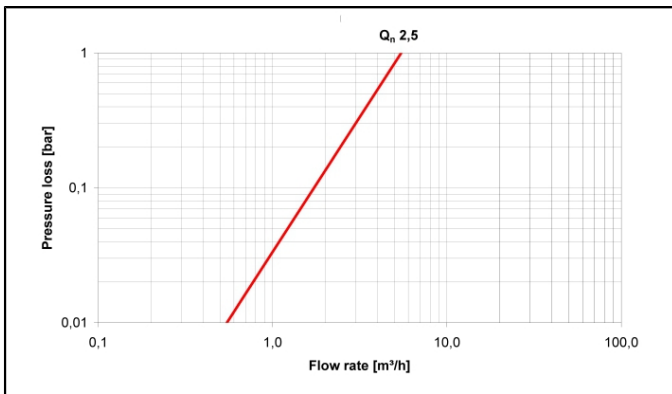


Housing			Horizontal	Rising pipe
Overall length (DIN ISO 4064)	L	mm	190	105
Overall length with coupling	L2	mm	288	203
Connection thread on meter		Inch	G1B	G1B
Connection thread of coupling		Inch	R¾	R¾
Height	H	mm	23	27
Height	H1	mm	122	139
Height to remove measuring insert		mm	200	200
Diameter	Ø B	mm	93	93
Width	A	mm	-	95
Weight without coupling		kg	2.4	2.8
Weight with coupling		kg	2.8	3.2

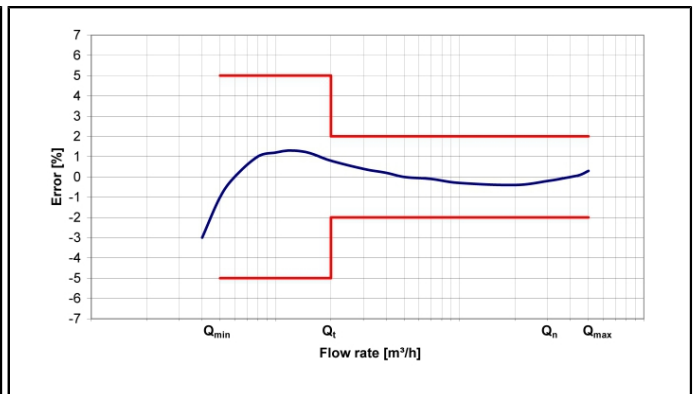
SPECIAL VERSION

- With 0.1 | NAMUR output

PRESSURE LOSS GRAPH / TYPICAL ERROR GRAPH



Pressure loss graph



Typical error graph