

WESAN WPV A

BULK WATER METER | WOLTMAN

DIEHL
Metering



APPLICATION

Meter for measuring heavily fluctuating flow rate

FEATURES

- ▶ Main meter with calibratable and exchangeable measuring insert
- ▶ Horizontal installation
- ▶ Bypass meter on the right or left
- ▶ No measuring errors in the switch-over range
- ▶ Good long-term measuring accuracy
- ▶ Complete head unit with counter and sensors can be rotated by 350° for easier reading
- ▶ In order to secure a safe switch-over the WESAN WPV A needs a minimum ingoing pressure of 0.6 bar

WESAN WPV A

BULK WATER METER | WOLTMAN

GENERAL

WESAN WPV A 226/216		
Medium temperature range	°C	0 ... 30
Temperature safety	°C	0 ... 50
Ambient operating temperature	°C	0 ... 55
Ambient storage temperature	°C	0 ... 55
Nominal pressure	PN bar	16*
Approval	National 6.152 / 82.05	
Metrological class	B	
Protection class	IP 68	

* See also special versions.

TECHNICAL DATA

Nominal diameter	DN	mm	50	80	100	150	200
Nominal flow rate (DIN ISO 4064)	Q_n	m ³ /h	15	40	60	150	250
Permissible continuous load (DMDE)	Q_n	m ³ /h	35	120	180	250	350
Maximum flow rate (short-term)	Q_{max}	m ³ /h	90	200	300	350	650
Transition flow rate	Q_t	m ³ /h	0.0375	0.0375	0.0375	0.150	0.150
Minimum flow rate	Q_{min}	m ³ /h	0.02	0.02	0.02	0.08	0.08
Starting flow rate		l/h	10	10	10	20	20
Nominal flow rate bypass meter	Q_n	m ³ /h	2.5	2.5	2.5	10	10
Switch-over flow rate rising		m ³ /h	2.2	2.3	2.3	6.2	10
Switch-over flow rate falling		m ³ /h	1.0	1.5	1.5	4.8	6

PULSE OUTPUTS

Nominal diameter	DN	mm	50	80	100	150	200
Main meter - pulse output 1 (reed switch 570*)		l/pulse	100	100	100	1000	1000
Main meter - pulse output 2 (reed switch 570*)		l/pulse	1000	1000	1000	10000	10000
Main meter - IR pulse transmitter 573*		l/pulse	1	1	1	10	10

* For more information about reed switch 570 and IR pulse transmitter 573 please have a look at the specific datasheet.

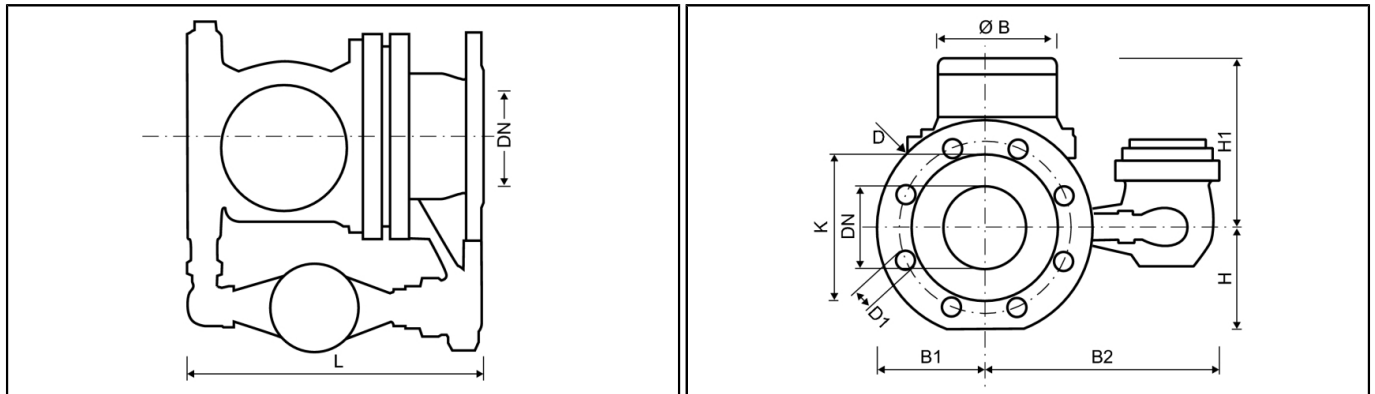
DISPLAY RANGE

Nominal diameter	DN	mm	50	80	100	150	200
Main meter 0.5 l ... 999,999 m ³			•	•	•		
Main meter 5.0 l ... 9,999,999 m ³						•	•
Bypass meter 0.05 l ... 99,999 m ³			•	•	•	•	•

WESAN WPV A

BULK WATER METER | WOLTMAN

DIMENSIONS

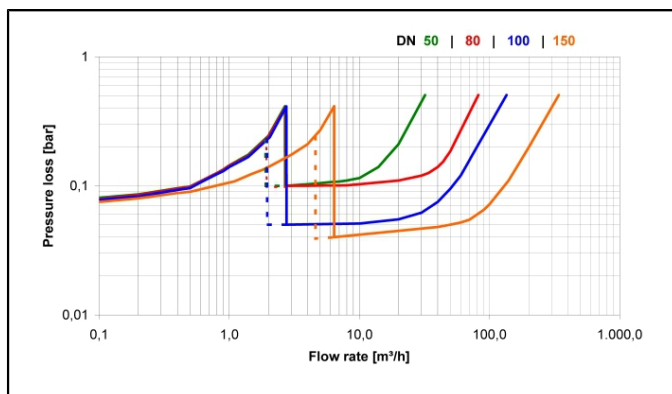


Nominal diameter	DN	mm	50	80	100	150	200
Overall length (DIN 19625)	L	mm	270	300	360	500 ± 15	1200 ± 15
Overall length (DIN ISO 4064)	L	mm	-	-	350	-	-
Flange diameter	D	mm	165	200	220	285	340
Hole circle diameter	K	mm	125	160	180	240	295
Number of screwholes		pcs	4	8 / 4	8	8	8 / 12
Screw hole diameter	D1	mm	18	18	18	22	22
Height	H	mm	75	94	106	135	172
Height	H1	mm	123	140	140	212	250
Height to remove measuring insert		mm	225	275	275	475	475
Width	B1	mm	85	110	110	143	170
Width	B2	mm	190	220	220	290	325
Diameter	Ø B	mm	110	110	110	110	110
Weight of complete meter		kg	17.4	25.3	33 / 32	68	159

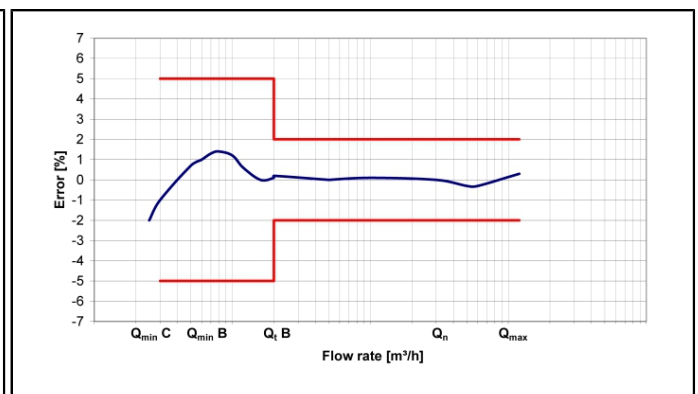
SPECIAL VERSIONS

- Versions with different nominal pressure on request
- Special flange holes
- Integrated pulse outputs for remote reading and flow rate measurement
- Main meter and bypass meter with electronic counter module
- Other types as bypass meter

PRESSURE LOSS GRAPH / TYPICAL ERROR GRAPH



Pressure loss graph



Typical error graph